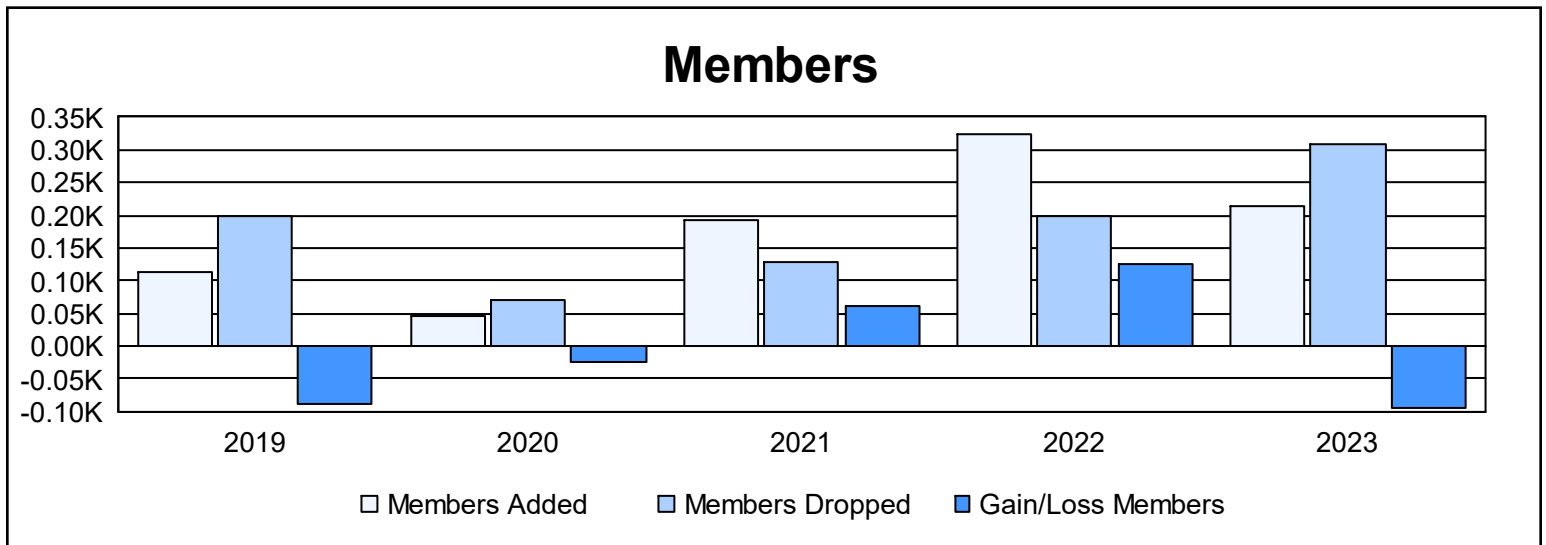
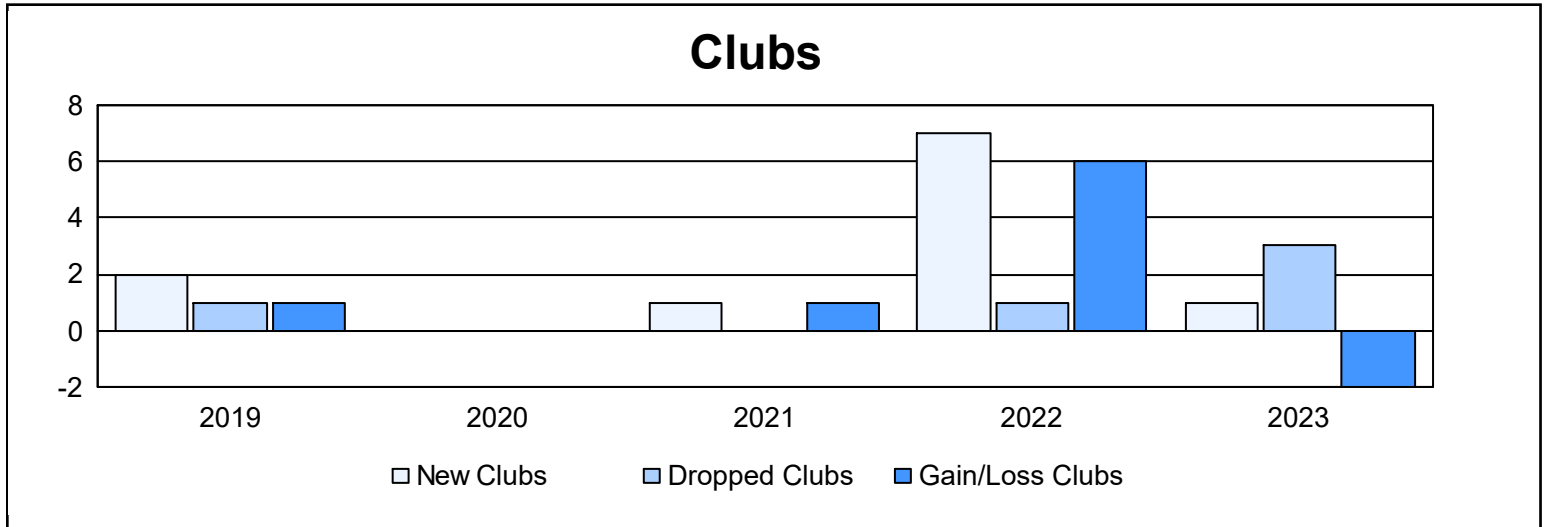
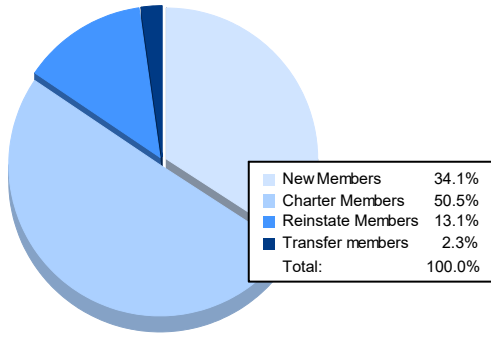


Year	New Clubs	Dropped Clubs	Gain/ Loss Clubs	New Members	Charter Members	Reinstate Members	Transfer Members	Total Member Added	Total Members Dropped	Gain/ Loss Members
2018-2019	2	1	1	53	55	3	2	113	200	-87
2019-2020	0	0	0	39	6	0	2	47	70	-23
2020-2021	1	0	1	151	35	3	3	192	130	62
2021-2022	7	1	6	128	186	11	0	325	200	125
2022-2023	1	3	-2	73	108	28	5	214	309	-95
<b>Average</b>	<b>2</b>	<b>1</b>	<b>1</b>	<b>89</b>	<b>78</b>	<b>9</b>	<b>2</b>	<b>178</b>	<b>182</b>	<b>-4</b>



### Membership Composition June 2023 Cumulative



### Gender Composition June 2023 Cumulative

